

SMD Power Inductor CDRH6D12



Halogen Free



Description

- Ferrite drum core construction.
- Magnetically shielded.
- L × W × H: 6.7 × 6.7 × 1.5 mm Max.
- Product weight: 165mg(Ref.)
- Moisture Sensitivity Level: 1
- RoHS compliance.
- Halogen Free available.

Environmental Data

- Operating temperature range: -40°C~+100°C (including coil's self temperature rise)
- Storage temperature range: -40°C~+100°C
- Solder reflow temperature: 260 °C peak.

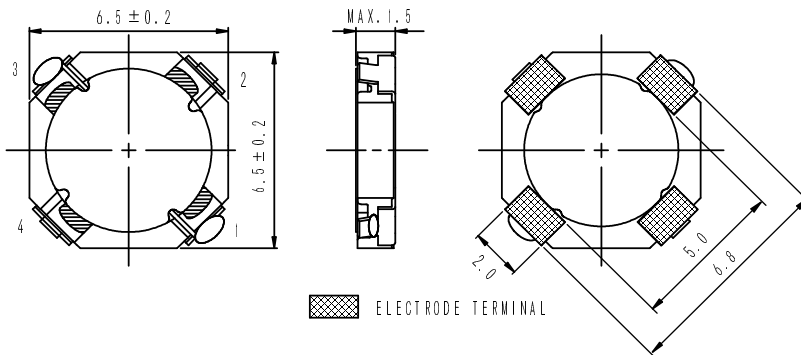
Packaging

- Carrier tape and reel packaging
- 13.0" diameter reel
- 1000pcs per reel

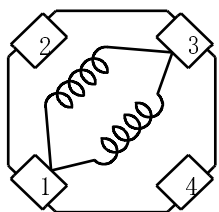
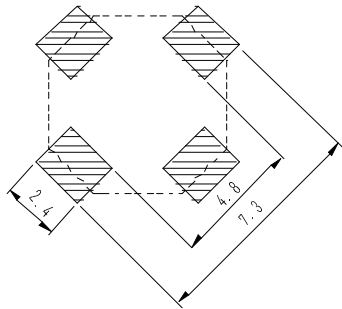
Applications

- Ideally used in Mobile phone, MP3, PDA, HDD, DSC/DVC, etc as DC-DC converter inductors.

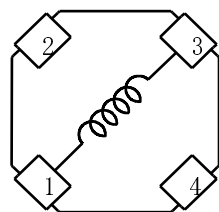
Dimension - [mm]



Land pattern and Schematics - [mm]



(1.0 μH ~ 22 μH)



(33 μH ~ 68 μH)

SMD Power Inductor CDRH6D12



Electrical Characteristics

Part Name	Stamp	Inductance (μ H) [within] ※1	D.C.R. (m Ω) Max. (Typ.) (at 20°C)	Saturation Current (A) ※2	Temperature Rise Current (A) ※3
CDRH6D12-1R0NC	1R0	1.0 \pm 30%	37.5(30.0)	3.50	2.80
CDRH6D12-1R5NC	1R5	1.5 \pm 30%	41.3(33.0)	2.80	2.50
CDRH6D12-2R2NC	2R2	2.2 \pm 30%	50.0(40.0)	2.50	2.30
CDRH6D12-2R6NC	2R6	2.6 \pm 30%	56.3(45.0)	2.30	2.10
CDRH6D12-3R3NC	3R3	3.3 \pm 30%	62.5(50.0)	2.20	1.90
CDRH6D12-4R2NC	4R2	4.2 \pm 30%	75.0(60.0)	1.90	1.80
CDRH6D12-6R4NC	6R4	6.4 \pm 30%	119.0(95.0)	1.50	1.40
CDRH6D12-100NC	100	10.0 \pm 30%	165.0(132.0)	1.20	1.10
CDRH6D12-150NC	150	15.0 \pm 30%	243.8(195.0)	0.95	0.90
CDRH6D12-220NC	220	22.0 \pm 30%	325.0(260.0)	0.80	0.75
CDRH6D12-330NC	330	33.0 \pm 30%	500.0(400.0)	0.65	0.60
CDRH6D12-470NC	470	47.0 \pm 30%	675.0(540.0)	0.55	0.50
CDRH6D12-680NC	680	68.0 \pm 30%	918.8(735.0)	0.45	0.40

※1. Inductance measuring condition: at 100kHz.

※2. Saturation current: The value of D.C. current when the inductance decreases to 65% of it's nominal value.

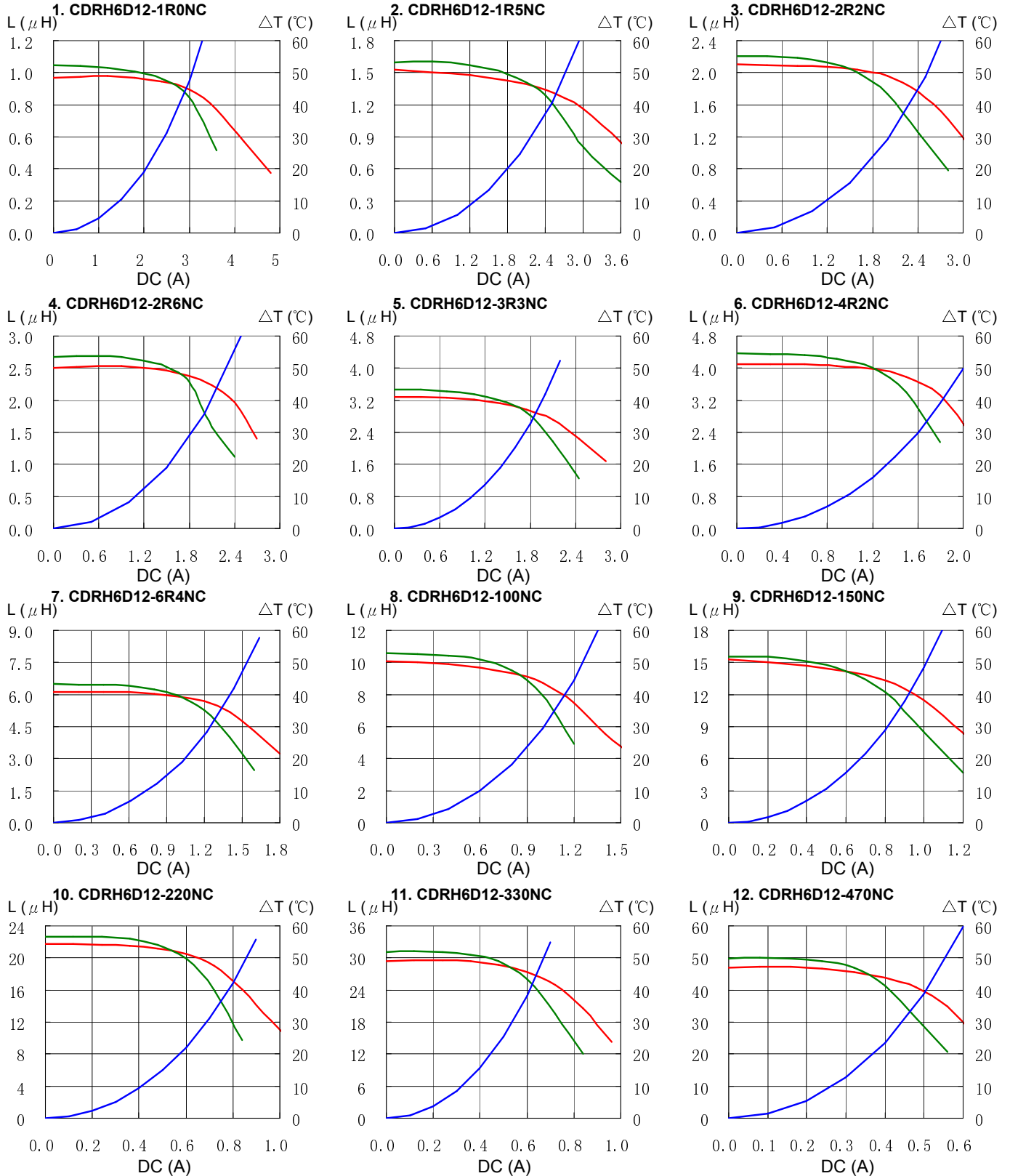
※3. Temperature rise current: The value of D.C. current when the temperature rise is $\Delta t=40^{\circ}\text{C}$ ($T_a=20^{\circ}\text{C}$).

SMD Power Inductor CDRH6D12



Saturation Current & Temperature Rise Graph

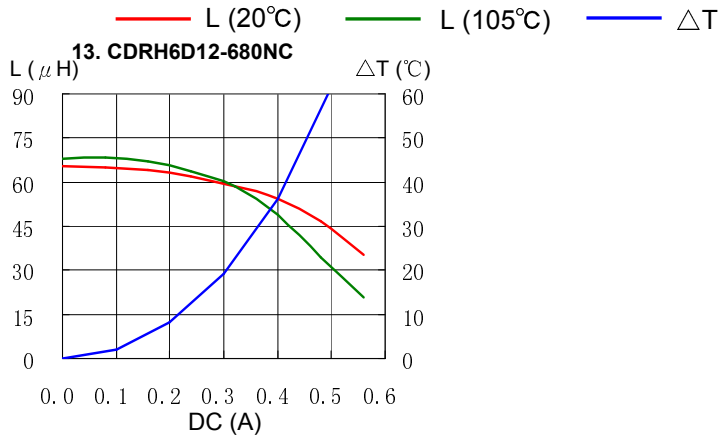
— L (20°C) — L (105°C) — ΔT



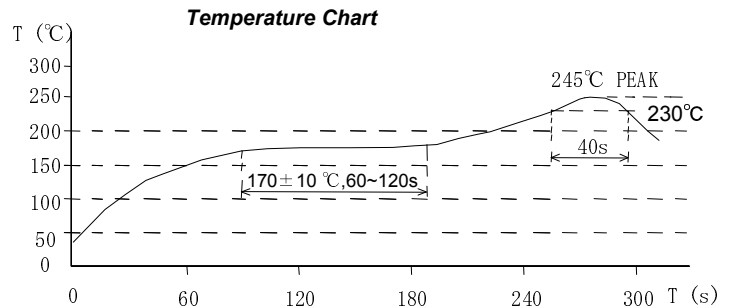
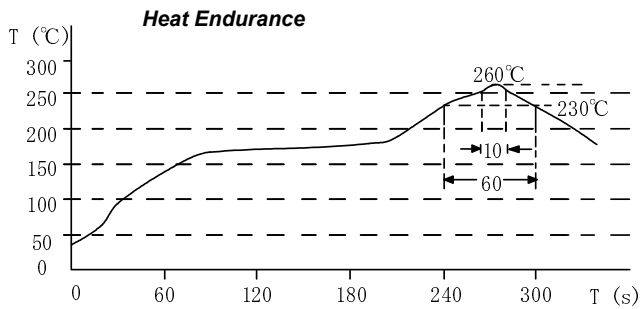
SMD Power Inductor CDRH6D12



Saturation Current & Temperature Rise Graph



Solder Reflow Condition



Please refer to the sales offices on our website - <http://www.sumida.com>

Hong Kong

Tel.+852-2880-6688
FAX.+852-2565-9600
sales@hk.sumida.com

Tokyo

Tel.+81-3-5202-7112
FAX.+81-3-5202-7105
sales@jp.sumida.com

Chicago

Tel.+1-847-545-6700
FAX. +1-847-545-6720
sales@us.sumida.com

Shanghai

Tel.+86-021-5836-3299
FAX.+86-021-5836-3266
shanghai.sales@cn.sumida.com

Seoul

Tel.+82-2-6237-0777
FAX.+82-2-6237-0778
sales@kr.sumida.com

Oberzell

Tel.+49-8591-937-0
FAX. +49-8591-937-103
contact@sumida-eu.com

Shenzhen

Tel.+86-755-8291-0228
FAX.+86-755-8291-0338
shenzhen.sales@cn.sumida.com

Singapore

Tel.+65-6296-3388
FAX.+65-6296-3390
sales@sg.sumida.com

Neumarkt

Tel.+49-9181-4509-110
FAX. +49-9181-4509-310
infocomp@eu.sumida.com

Taipei

Tel.+886-2-8751-2737
FAX.+886-2-8751-2738
sales@tw.sumida.com

San Jose

Tel.+1-408-321-9660
FAX.+1-408-321-9308
sales@us.sumida.com